


選購配備 OPTIONAL



BRUSH ROLLER WASHING MACHINE

棕刷清洗機

規格 SPECIFICATIONS

MODEL		RSD-620	RSD-920	RSD-1350
有效寬度	Max. width	620mm	920mm	1350mm
工作物厚度	Workpiece thickness range	1~100mm	1~100mm	1~100mm
最短工作物長度	Min. workpiece length	300mm	300mm	300mm
送料速度	Feed speed	5~35 mm/min	5~35 mm/min	5~35 mm/min
棕刷輪轉速每分鐘(無段變數)	Brush roller speed(Variable)	80~480 r.p.m	80~480 r.p.m	80~480 r.p.m
棕刷輪尺寸	Brush roller sizes	dia.230x650mm	dia.230x950mm	dia.230x1400mm
主機使用動力	Main motor	1HP	2HP	2HP
棕刷使用動力	Brush roller motor	1HP	1HP	1HP
輸送帶真空裝置使用動力	Conveyor vacuum suction motor	3HP	3HP	3HP
棕刷調整角度(左右傾斜)	Brush roller angle adjustment	±15°	±15°	±15°
機械尺寸(LxWxH)	Machine dimensions	2500x1850x1450mm	2500x2150x1450mm	2500x2450x1450mm
機械重量	Machine weight	1245kg	1545kg	1845kg

Specifications and design characteristics are subject to change without prior notice.

本公司對產品規格，設計特性均不斷研究改進，上述規格若有變更，恕不另行通知。



RIGMA MACHINERY CO., LTD.  
明郁機械工業有限公司

TEL: 886-4-2528 7787 FAX: 886-4-2528 7819

No.14, Ln. 592, Shenzhou Rd., Shengang Dist., Taichung City 429, Taiwan  
台灣 429 台中市神岡區神洲路 592 巷 14 號

E-mail: rigma@ms47.hinet.net http://www.rigma.com.tw

R I G M A  
www.rigma.com.tw

# STAIN DISTRIBUTING MACHINE

著色均勻機 RSD Series



RIGMA MACHINERY CO., LTD.  
明郁機械工業有限公司



# STAIN DISTRIBUTING MACHINE



## 著色均勻機

*This machine is designed for increasing uniformity of stain on a coated surface.*

*Equipped with high density brush rollers to force the paint into the capillary of wood grain.*

*It greatly upgrades wood grain, beauty and fine finish.*

工件表面塗裝後再經過本機使著色更均勻，機械結構附高密度棕刷，可將塗料刷入木紋毛細孔內，大幅提昇木紋質感及表面亮麗。




### BRUSH ROLLER REPLACEMENT

The two brush rollers can be easily removed by simply pulling a handle, permitting fast change of brush roller.

#### 棕刷輪更換

棕刷輪更換極為容易，只需由把手拉出，即可快速更換。




### VACUUM SUCTION CONVEYOR BELT COPTIONAL

Vacuum suction conveyor belt provides fast and convenient workpieces loading and unloading. The powerful suction force holds workpieces firmly.

#### 真空吸附輸送帶

本機採用真空吸附輸送帶，工件置入或取出快速方便，強力真空吸附性能，將工件牢牢吸住。




### BRUSH ROLLER ADJUSTMENT

The brush rollers can be set to a maximum 15° angle to suit various wood grain direction.

#### 棕刷輪角度左右傾斜調整

棕刷輪可作最大15°之角度左右傾斜調整，以適合各種木紋方向。



### SCRAPER FOR CLEANING BRUSH

棕刷清潔刮刀

**RIGMA**®